



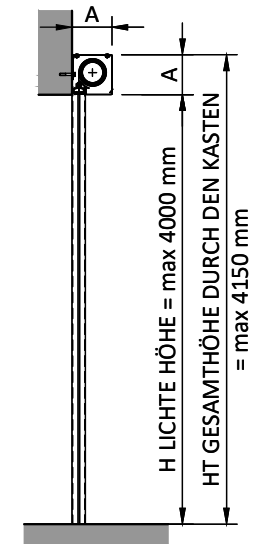
ANSICHT - MONTAGE IN DAS LOCH



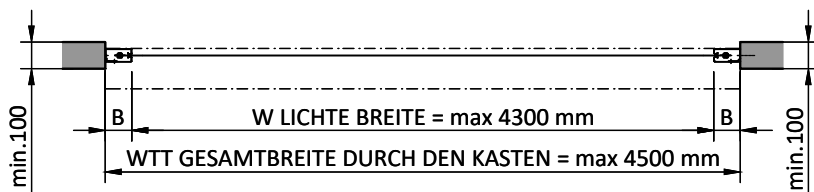
SCHNITT IN DAS LOCH



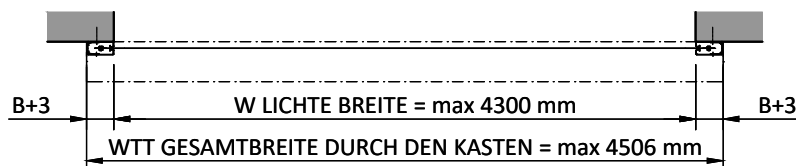
SCHNITT AM LOCH



GEBÄUDEPLAN - MONTAGE IN DAS LOCH

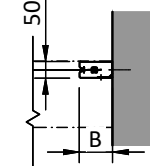


GEBÄUDEPLAN - MONTAGE AM LOCH

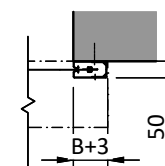


DETAIL DER MONTAGE VON FÜHRUNGSSCHIENEN

IN DAS LOCH



AM LOCH



FIBREroll EASY

GENERELL ZEICHNUNG